

Product Catalogue

C1 Series refers to connector cores;

C2 Series refers to cables;

C3 Series refers to adapters.

This catalogue is mainly made according to the alphabetical order of auto brands, except the basic OBD and DB items.

C1 Series:

C1 - XX	Name of product	Code	Photo	
01	OBDII Male Connector Core	C1-01		
02	OBDII Male Connector Core(12V)	C1-02		
03	OBDII Male Connector Core(24V)	C1-03		
04	OBDII Male Connector Core(For PSA)	C1-04		
05	OBDII Female Connector Core	C1-05		
06	OBDII Female Connector Core(With lock tap)	C1-06		
07	OBDII Female Connector Core(White)	C1-07		
08	OBDII Female Connector Core(With notch)	C1-08		
09	OBDII Female Connector(With mount)	C1-09		
C1 - d1	DB9 Male Connector Core	C1-d1		
d2	DB15 Male Connector Core	C1-d2		
d3	DB25 Male Connector Core	C1-d3		
d4	DB26 Male Connector Core	C1-d4		
d5	DB37 Male Connector Core	C1-d5		
d6	DB44 Male Connector Core	C1-d6		
d7	DB62 Male Connector Core	C1-d7		
d8	B9 Female Connector Core	C1-d8		
d9	DB15 Female Connector Core	C1-d9		
d10	DB25 Female Connector Core	C1-d10		
d11	DB26 Female Connector Core	C1-d11		
d12	DB37 Female Connector Core	C1-d12		
d13	DB44 Female Connector Core	C1-d13		
d14	DB62 Female Connector Core	C1-d14		
C1 - B1	BMW20Pin Male Connector Core	C1-B1		
B2	BMW10Pin Male Connector Core(Motorcycle)	C1-B2		
C1	Chrysler 6Pin Male Connector Core	C1-C1		
C2	Chrysler 6Pin Female Connector Core	C1-C2		
C3	CAT 9Pin Male Connector Core	C1-C3		
C4	CAT 9Pin Female Connector Core	C1-C4		
D1	Deutsch 6Pin(J1708) Male Connector	C1-D1		
D2	Deutsch 6Pin(J1708) Female Connector	C1-D2		
D3	Deutsch 9Pin(J1939) Male Connector	C1-D3		
D4	Deutsch 9Pin(J1939) Female Connector	C1-D4		
D5	Denso 12Pin Male Connector	C1-D5		
F1	Fiat 3Pin Male Connector Core	C1-F1		
F2	Fiat 4Pin Male Connector Core	C1-F2		
F3	Ford 7Pin Male Connector Core	C1-F3		
F4	Ford 20Pin Male Connector Core	C1-F4		
F5	Ford 20Pin Female Connector Core	C1-F5		

G1	GM 12Pin Male Connector Core	C1-G1
H1	Honda 3Pin Male Connector Core	C1-H1
H2	Honda 5Pin Male Connector Core	C1-H2
H3	Hyundai 10Pin Female Connector Core	C1-H3
H4	Hyundai 12Pin Female Connector Core	C1-H4
H5	Haldex 4Pin Female Connector Core	C1-H5
I1	Iveco 30Pin Male Connector Core	C1-I1
I2	Iveco 30Pin Female Connector Core	C1-I2
K1	Kia 20Pin Male Connector Core	C1-K1
K2	Knorr 7Pin Male Connector Core	C1-K2
M1	MB 14Pin Male Connector Core	C1-M1
M2	MB 14Pin Female Connector Core	C1-M2
M3	MB 38Pin Male Connector Core	C1-M3
M4	Mitsubishi 12Pin Female Connector Core	C1-M4
M5	MAN 12Pin Female Connector Core	C1-M5
M6	MAN 37Pin Male Connector Core	C1-M6
N1	Nissan 14Pin Male Connector Core	C1-N1
O1	Opel 10Pin Male Connector Core	C1-O1
P1	PSA 2Pin Female Connector Core	C1-P1
P2	PSA 30Pin Female Connector Core	C1-P2
P3	Porsche 19Pin Male Connector Core	C1-P3
R1	Renault 12Pin Male Connector Core	C1-R1
R2	Rover 3Pin Female Connector Core	C1-R2
S1	SCANIA 16Pin Female Connector Core	C1-S1
S2	Subaru 9Pin Male Connector Core	C1-S2
T1	Toyota 17Pin Male Connector Core	C1-T1
T2	Toyota(Mazda) 17Pin Male Connector Core	C1-T2
T3	Toyota 22Pin Male Connector Core	C1-T3
V1	Volvo 8Pin Female Connector Core	C1-V1
...	Other Connectors: Molex, AMP ect...	C1-...



C2 Series:

C2 - XX

01	OBDII Male to Open	C2-01
02	OBDII Male(12V) to Open	C2-02
03	OBDII Male(24V) to Open	C2-03
04	OBDII Male(Right-angled) to Open	C2-04
05	OBDII Male to OBDII Female	C2-05
06	OBDII Male to 2* OBDII Female	C2-06
07	OBDII Male to 3* OBDII Female	C2-07
08	OBDII Male(12V) to OBDII Female	C2-08
09	OBDII Male(24V) to OBDII Female	C2-09
10	OBDII Male(Right-angled) to OBDII Female	C2-10
11	OBDII Male to OBDII Female & 2Pin	C2-11
12	OBDII Male(Left-angled) to Open	C2-12









C2 - d1

d1	OBDII Male to DB9	C2-d1
d2	OBDII Male(12V) to DB9	C2-d2
d3	OBDII Male(24V) to DB9	C2-d3
d4	OBDII Male(VAG) to DB9	C2-d4
d5	OBDII Male to DB15	C2-d5
d6	OBDII Male(12V) to DB15	C2-d6
d7	OBDII Male(24V) to DB15	C2-d7
d8	OBDII Male to DB25	C2-d8
d9	OBDII Male(12V) to DB25	C2-d9
d10	OBDII Male(24V) to DB25	C2-d10



d11	OBDII Male to DB26	C2-d11	
d12	OBDII Male(12V) to DB26	C2-d12	
d13	OBDII Male(24V) to DB26	C2-d13	
d14	OBDII Male to DB62	C2-d14	
d15	OBDII Male(12V) to DB62	C2-d15	
d16	OBDII Male(24V) to DB62	C2-d16	
d17	OBDII Female to Open	C2-d17	
d18	OBDII Female to DB9	C2-d18	
d19	OBDII Female to DB15	C2-d19	
d20	OBDII Female to DB25	C2-d20	
d21	OBDII Female to DB26	C2-d21	
d22	OBDII Female to DB62	C2-d22	
d23	OBDII Female(With latching notch) to DB9	C2-d23	
d24	OBDII Female(With latching notch) to DB15	C2-d24	
d25	OBDII Female(With latching notch) to DB25	C2-d25	
d26	OBDII Female(With latching notch) to DB26	C2-d26	
d27	OBDII Female(With latching notch) to DB62	C2-d27	
C2 - A1	Audi2*2 to OBDII Female	C2-A1	
B1	BMW 20Pin Male to Open	C2-B1	
B2	BMW 20Pin Male to OBDII Female	C2-B2	
B3	BMW 20Pin Male(Short) to OBDII Female	C2-B3	
B4	BMW 20Pin Male to DB9	C2-B4	
B5	BMW 20Pin Male to DB15	C2-B5	
B6	BMW 20Pin Male to DB25	C2-B6	
B7	BMW 20Pin Male to DB26	C2-B7	
B8	BMW 20Pin Male to DB62	C2-B8	
B9	BMW 10Pin Male to Open Cable	C2-B9	
C2 - C1	CAT 9Pin Male to Open	C2-C1	
C2	CAT 9Pin Female to Open	C2-C2	
C3	CAT 9Pin Male to CAT 9Pin Female	C2-C3	
C4	Chrysler 6Pin Male to Open	C2-C4	
C5	Chrysler 6Pin Male to OBDII Female	C2-C5	
C6	Chrysler 6Pin Male to DB9	C2-C6	
C7	Chrysler 6Pin Male to DB15	C2-C7	
C8	Chrysler 6Pin Male to DB25	C2-C8	
C9	Chrysler 6Pin Male to DB26	C2-C9	
C10	Chrysler 6Pin Female to DB15	C2-C10	
C2 - D1	Deutsch 6Pin Male to Open	C2-D1	
D2	Deutsch 6Pin Male to DB15 Male	C2-D2	
D3	Deutsch 6Pin Female to Open	C2-D3	
D4	Deutsch 6Pin Female to DB15 Male	C2-D4	
D5	Deutsch 6Pin M & Deutsch 6Pin F to DB15 Male	C2-D5	
D6	Deutsch 9Pin Male to Open	C2-D6	
D7	Deutsch 9Pin Male to DB15 Male	C2-D7	
D8	Deutsch 9Pin Female to Open	C2-D8	
D9	Deutsch 9Pin Female to DB15 Male	C2-D9	
D10	Deutsch 9Pin M & Deutsch 9Pin F to DB15 Male	C2-D10	
D11	Deutsch 9Pin M & Deutsch 9Pin F to HDB15 M	C2-D11	
D12	Deutsch 9Pin M & Deutsch 9Pin F to 2Pin	C2-D12	
D13	Deutsch 6Pin Male to Deutsch 9Pin Female	C2-D13	
D14	Reduced 6P F & 9P F to DB15 Male	C2-D14	
D15	Reduced 9P Female to OBDII Female	C2-D15	
D16	Denso 12Pin Male to Open	C2-D16	
D17	Denso 12Pin Male to OBDII Female	C2-D17	



D18	Denso 12Pin Male to DB9	C2-D18	
D19	Denso 12Pin Male to DB15	C2-D19	
D20	Denso 12Pin Male to DB25	C2-D20	
D21	Denso 12Pin Male to DB26	C2-D21	
D22	Denso 12Pin Male to DB62	C2-D22	
C2 - F1	Fiat 3Pin Male to Open	C2-F1	
F2	Fiat 3Pin to OBDII Female	C2-F2	
F3	Fiat 3Pin Male to DB9	C2-F3	
F4	Fiat 3Pin Male to DB15	C2-F4	
F5	Fiat 3Pin Male to DB25	C2-F5	
F6	Fiat 3Pin Male to DB26	C2-F6	
F7	Fiat 3Pin Male to DB62	C2-F7	
F8	Fiat 3Pin Male & Battery Clamp to DB9 Female	C2-F8	
F9	Fiat 4Pin Male to Open	C2-F9	
F10	Fiat 4Pin to OBDII Female	C2-F10	
F11	Fiat 4Pin Male to DB9	C2-F11	
F12	Fiat 4Pin Male to DB15	C2-F12	
F13	Fiat 4Pin Male to DB25	C2-F13	
F14	Fiat 4Pin Male to DB26	C2-F14	
F15	Fiat 4Pin Male to DB62	C2-F15	
F16	Fiat 4Pin Male & Battery Clamp to DB9 Female	C2-F16	
F17	Ford 7Pin Male to Open	C2-F17	
F18	Ford 7Pin Male to OBDII Female	C2-F18	
F19	Ford 7Pin Male to DB9	C2-F19	
F20	Ford 7Pin Male to DB15	C2-F20	
F21	Ford 7Pin Male to DB25	C2-F21	
F22	Ford 7Pin Male to DB26	C2-F22	
F23	Ford 7Pin Male to DB62	C2-F23	
F24	Ford 20Pin Male to Open	C2-F24	
F25	Ford 20Pin Male to DB9	C2-F25	
F26	Ford 20Pin Male to DB15	C2-F26	
F27	Ford 20Pin Male to DB25	C2-F27	
F28	Ford 20Pin Male to DB26	C2-F28	
F29	Ford 20Pin Male to DB62	C2-F29	
F30	Ford 20Pin Female to DB9	C2-F30	
F31	Ford 20Pin Female to DB15	C2-F31	
F32	Ford 20Pin Female to DB25	C2-F32	
F33	Ford 20Pin Female to DB26	C2-F33	
F34	Ford 20Pin Female to DB62	C2-F34	
F35	Ford 20Pin Male to Ford 20Pin Female	C2-F35	
C2 - G1	GM 12Pin Male to Open	C2-G1	
G2	GM 12Pin Male to OBDII Female	C2-G2	
G3	GM 12Pin Male to DB9	C2-G3	
G4	GM 12Pin Male to DB15	C2-G4	
G5	GM 12Pin Male to DB25	C2-G5	
G6	GM 12Pin Male to DB26	C2-G6	
G7	GM 12Pin Male to 62	C2-G7	
C2 - H1	Honda 3Pin Male to Open	C2-H1	
H2	Honda 3Pin Male to OBDII Female	C2-H2	
H3	Honda 3Pin Male to DB9	C2-H3	
H4	Honda 3Pin Male to DB15	C2-H4	
H5	Honda 3Pin Male to DB25	C2-H5	
H6	Honda 3Pin Male to DB26	C2-H6	
H7	Honda 3Pin Male to DB62	C2-H7	

H8	Honda 5Pin Male to Open	C2-H8
H9	Honda 5Pin Male to OBDII Female	C2-H9
H10	Honda 5Pin Male to DB9	C2-H10
H11	Honda 5Pin Male to DB15	C2-H11
H12	Honda 5Pin Male to DB25	C2-H12
H13	Honda 5Pin Male to DB26	C2-H13
H14	Honda 5Pin Male to DB62	C2-H14
H15	Haldex 4Pin Female to Open	C2-H15
H16	Haldex 4Pin Female to OBDII Female	C2-H16
H17	Hyundai 10Pin Female to Open	C2-H17
H18	Hyundai 10Pin Female to OBDII Female	C2-H18
H19	Hyundai 10Pin Female to DB9	C2-H19
H20	Hyundai 10Pin Female to DB15	C2-H20
H21	Hyundai 10Pin Female to DB25	C2-H21
H22	Hyundai 10Pin Female to DB26	C2-H22
H23	Hyundai 10Pin Female to DB62	C2-H23
H24	Hyundai 12Pin Female to Open	C2-H24
H25	Hyundai 12Pin Female to OBDII Female	C2-H25
H26	Hyundai 12Pin Female to DB9	C2-H26
H27	Hyundai 12Pin Female to DB15	C2-H27
H28	Hyundai 12Pin Female to DB25	C2-H28
H29	Hyundai 12Pin Female to DB26	C2-H29
H30	Hyundai 12Pin Female to DB62	C2-H30
C2 - I1	Iveco 30Pin Male to Open	C2-I1
I2	IVeco 30Pin Male to OBDII Female	C2-I2
I3	Iveco 30Pin Male to DB9	C2-I3
I4	Iveco 30Pin Male to DB15	C2-I4
I5	Iveco 30Pin Male to DB25	C2-I5
I6	Iveco 30Pin Male to DB26	C2-I6
I7	Iveco 30Pin Male to DB62	C2-I7
I8	Iveco 30Pin Female to Open	C2-I8
I9	IVeco 30Pin Female to OBDII Female	C2-I9
I10	Iveco 30Pin Female to DB9	C2-I10
I11	Iveco 30Pin Female to DB15	C2-I11
I12	Iveco 30Pin Female to DB25	C2-I12
I13	Iveco 30Pin Female to DB26	C2-I13
I14	Iveco 30Pin Female to DB62	C2-I14
C2 - K1	Kia 20Pin Male to Open	C2-K1
K2	Kia 20Pin Male to OBDII Female	C2-K2
K3	Kia 20Pin Male to DB9	C2-K3
K4	Kia 20Pin Male to DB15	C2-K4
K5	Kia 20Pin Male to DB25	C2-K5
K6	Kia 20Pin Male to DB26	C2-K6
K7	Kia 20Pin Male to DB62	C2-K7
K8	Knorr 7Pin Male to Open	C2-K8
K9	Knorr 7Pin Male to OBDII Female	C2-K9
K10	Knorr 7Pin Male to DB9	C2-K10
K11	Knorr 7Pin Male to DB15	C2-K11
K12	Knorr 7Pin Male to DB25	C2-K12
K13	Knorr 7Pin Male to DB26	C2-K13
K14	Knorr 7Pin Male to DB62	C2-K14
C2 - M1	MB 14Pin Male to Open	C2-M1
M2	MB 14Pin Male to OBDII Female	C2-M2
M3	MB 14Pin Male to MB 14Pin Female	C2-M3



M4	MB 14Pin Male to DB9	C2-M4
M5	MB 14Pin Male to DB15	C2-M5
M6	MB 14Pin Male to DB25	C2-M6
M7	MB 14Pin Male to DB26	C2-M7
M8	MB 14Pin Male to DB62	C2-M8
M9	MB14Pin Male to MB Star	C2-M9
M10	MB 38Pin Male to Open	C2-M10
M11	MB 38Pin Male to OBDII Female	C2-M11
M12	MB 38Pin Male to DB9	C2-M12
M13	MB 38Pin Male to DB15	C2-M13
M14	MB 38Pin Male to DB25	C2-M14
M15	MB 38Pin Male to DB26	C2-M15
M16	MB 38Pin Male to DB62	C2-M16
M17	Mitsubishi 12Pin Female to Open	C2-M17
M18	Mitsubishi 12Pin Female to OBDII Female	C2-M18
M19	Mitsubishi 12Pin Female to DB9	C2-M19
M20	Mitsubishi 12Pin Female to DB15	C2-M20
M21	Mitsubishi 12Pin Female to DB25	C2-M21
M22	Mitsubishi 12Pin Female to DB26	C2-M22
M23	Mitsubishi 12Pin Female to DB62	C2-M23
M24	MAN 12Pin Female to Open	C2-M24
M25	MAN 12Pin Female to OBDII Female	C2-M25
M26	MAN 12Pin Female to DB9	C2-M26
M27	MAN 12Pin Female to DB15	C2-M27
M28	MAN 12Pin Female to DB25	C2-M28
M29	MAN 12Pin Female to DB26	C2-M29
M30	MAN 12Pin Female to DB62	C2-M30
M31	MAN 37Pin Male to Open	C2-M31
M32	MAN 37Pin Male to OBDII Female	C2-M32
M33	MAN 37Pin Male to DB9	C2-M33
M34	MAN 37Pin Male to DB15	C2-M34
M35	MAN 37Pin Male to DB25	C2-M35
M36	MAN 37Pin Male to DB26	C2-M36
M37	MAN 37Pin Male to DB62	C2-M37
C2 - N1	NISSAN 14Pin Male to Open	C2-N1
N2	NISSAN 14Pin Male to OBDII Female	C2-N2
N3	NISSAN 14Pin Male to DB9	C2-N3
N4	NISSAN 14Pin Male to DB15	C2-N4
N5	NISSAN 14Pin Male to DB25	C2-N5
N6	NISSAN 14Pin Male to DB26	C2-N6
N7	NISSAN 14Pin Male to DB62	C2-N7
C2 - O1	Opel 10Pin Male to Open	C2-O1
O2	Opel 10Pin Male to OBDII Female	C2-O2
O3	Opel 10Pin Male to DB9	C2-O3
O4	Opel 10Pin Male to DB15	C2-O4
O5	Opel 10Pin Male to DB25	C2-O5
O6	Opel 10Pin Male to DB26	C2-O6
O7	Opel 10Pin Male to DB62	C2-O7
C2 - P1	PSA 2Pin Male to Open	C2-P1
P2	PSA 2Pin Male to OBDII Female	C2-P2
P3	PSA 2Pin Male to DB9	C2-P3
P4	PSA 2Pin Male to DB15	C2-P4
P5	PSA 2Pin Male to DB25	C2-P5
P6	PSA 2Pin Male to DB26	C2-P6



P7	PSA 2Pin Male to DB62	C2-P7
P8	PSA 2Pin & 2 Wires to OBDII Female	C2-P8
P9	PSA 30Pin Female to Open	C2-P9
P10	PSA 30Pin Female to OBDII Female	C2-P10
P11	PSA 30Pin Female to DB9	C2-P11
P12	PSA 30Pin Female to DB15	C2-P12
P13	PSA 30Pin Female to DB25	C2-P13
P14	PSA 30Pin Female to DB26	C2-P14
P15	PSA 30Pin Female to DB62	C2-P15
P16	PSA 30Pin Female & DC to OBDII Female	C2-P16
P17	Porsche 19Pin Male to Open	C2-P17
P18	Porsche 19Pin Male to OBDII Female	C2-P18
P19	Porsche 19Pin Male to DB9	C2-P19
P20	Porsche 19Pin Male to DB15	C2-P20
P21	Porsche 19Pin Male to DB25	C2-P21
P22	Porsche 19Pin Male to DB26	C2-P22
P23	Porsche 19Pin Male to DB62	C2-P23
C2 - R1	Renault 12Pin Male to Open	C2-R1
R2	Renault 12Pin Male to OBDII Female	C2-R2
R3	Renault 12Pin Male to DB9	C2-R3
R4	Renault 12Pin Male to DB15	C2-R4
R5	Renault 12Pin Male to DB25	C2-R5
R6	Renault 12Pin Male to DB26	C2-R6
R7	Renault 12Pin Male to DB62	C2-R7
R8	Rover 3Pin Male to Open	C2-R8
R9	Rover 3Pin Male to OBDII Female	C2-R9
R10	Rover 3Pin Male to DB9	C2-R10
R11	Rover 3Pin Male to DB15	C2-R11
R12	Rover 3Pin Male to DB25	C2-R12
R13	Rover 3Pin Male to DB26	C2-R13
R14	Rover 3Pin Male to DB62	C2-R14
C2 - S1	SCANIA 16Pin Female to Open	C2-S1
S2	SCANIA 16Pin Female to OBDII Female	C2-S2
S3	SCANIA 16Pin Female to DB9	C2-S3
S4	SCANIA 16Pin Female to DB15	C2-S4
S5	SCANIA 16Pin Female to DB25	C2-S5
S6	SCANIA 16Pin Female to DB26	C2-S6
S7	SCANIA 16Pin Female to DB62	C2-S7
S8	Subaru 9Pin Male to Open	C2-S8
S9	Subaru 9Pin Male to OBDII Female	C2-S9
S10	Subaru 9Pin Male to DB9	C2-S10
S11	Subaru 9Pin Male to DB15	C2-S11
S12	Subaru 9Pin Male to DB25	C2-S12
S13	Subaru 9Pin Male to DB26	C2-S13
S14	Subaru 9Pin Male to DB62	C2-S14
C2 - T1	Toyota 17Pin Male to Open	C2-T1
T2	Toyota 17Pin Male to OBDII Female	C2-T2
T3	Toyota 17Pin Male to DB9	C2-T3
T4	Toyota 17Pin Male to DB15	C2-T4
T5	Toyota 17Pin Male to DB25	C2-T5
T6	Toyota 17Pin Male to DB26	C2-T6
T7	Toyota 17Pin Male to DB62	C2-T7
T8	Toyota 17Pin Male(Semi-circle) to Open	C2-T8
T9	Toyota 17Pin Male(Semi-circle) to OBDII Female	C2-T9



T10	Toyota 17Pin Male(Semi-circle) to DB9	C2-T10		
T11	Toyota 17Pin Male(Semi-circle) to DB15	C2-T11		
T12	Toyota 17Pin Male(Semi-circle) to DB25	C2-T12		
T13	Toyota 17Pin Male(Semi-circle) to DB26	C2-T13		
T14	Toyota 17Pin Male(Semi-circle) to DB62	C2-T14		
T15	Toyota 22Pin Male to Open	C2-T15		
T16	Toyota 22Pin Male to OBDII Female	C2-T16		
T17	Toyota 22Pin Male to DB9	C2-T17		
T18	Toyota 22Pin Male to DB15	C2-T18		
T19	Toyota 22Pin Male to DB25	C2-T19		
T20	Toyota 22Pin Male to DB26	C2-T20		
T21	Toyota 22Pin Male to DB62	C2-T21		
C2 - V1	Volvo 8Pin Female to Open	C2-V1		
V2	Volvo 8Pin Female to OBDII Female	C2-V2		
V3	Volvo 8Pin Female to DB9	C2-V3		
V4	Volvo 8Pin Female to DB15	C2-V4		
V5	Volvo 8Pin Female to DB25	C2-V5		
V6	Volvo 8Pin Female to DB26	C2-V6		
V7	Volvo 8Pin Female to DB62	C2-V7		
C2 - X1	OBDII Male(12V) to RJ45	C2-x1		       
X2	OBDII Male(Right-angled) to RJ45	C2-X2		
X3	OBDII Male(24V) to DC5.5	C2-X3		
X4	OBDII Female to 3*Banana	C2-X4		
X5	OBDII Female to Deutsch 9	C2-X5		
X6	Deutsch 6Pin & 9Pin Cables	C2-X6		
X7	30Pin Female to OBDII Male	C2-X7		
X8	30Pin Male to 22Pin Housing	C2-X8		
X9	BMW 20Pin to 2*DB25 Cable	C2-X9		
X10	DB15 Female to OBDII Male & Female	C2-X10		
X11	DB25 Female to Battery Clamp 3	C2-X11		
X12	DB25 Female to Battery Clamp 6	C2-X12		
X13	DB25 Female to DC5.5 & 4Pin	C2-X13		
X14	DB25 Male to 12*BNC	C2-X14		
X15	DB25 Female to 26Pin & 18Pin	C2-X15		
X16	DB25 Female to Minicar 3Pin & 4Pin Male	C2-X16		
X17	DB26 Male to DB26 Female	C2-X17		
X18	DB26 Male Multi-Side Cable	C2-X18		
X19	DB26 Male to 4*DB9 Male	C2-X19		
X20	Cigarette Socket to OBDII Male	C2-X20		
X21	HDMI Cable 1	C2-X21		
X22	HDMI Cable 2	C2-X22		
X23	AC/DC Cables	C2-X23		
X24	HDMI Cables	C2-X24		
X25	Battery Clip Cables	C2-X25		
X26	USB Cables	C2-X26		
X27	Cigarette Cables	C2-X27		
X28	OBDII Female to lighter plug	C2-X28		
X29	OBDII Male to lighter plug	C2-X29		
X30	DB25 Male to 6*Injector 2Pin	C2-X30		
X31	HDB26 Cable Set	C2-X31		
...	Other Cables	C2-...		

C3 Series:

C3 - XX		
01	OBDII 16Pin Male Adapter(Square)	C3-01
02	OBDII 16Pin Male Adapter(Thin)	C3-02
03	OBDII 16Pin Male Adapter(Popular)	C3-03
04	OBDII 16Pin Male Adapter	C3-04
05	OBDII 16Pin Male Adapter	C3-05
06	OBDII 16Pin Male Adapter	C3-06
07	OBDII 16Pin Male Adapter(Angled)	C3-07
08	OBDII 16Pin Male Adapter	C3-08
09	OBDII 16Pin Male Adapter	C3-09
10	OBDII 16Pin Male Adapter	C3-10
11	OBDII 16Pin Female Adapter	C3-11
12	OBDII 16Pin Male to Female Converter	C3-12
13	OBDII 16Pin Male Adapter	C3-13
B1	BMW20Pin Male Adapter	C3-B1
B2	BMW20Pin Male Converter(Right-angled)	C3-B2
C1	Chrysler 6Pin Male Adapter	C3-C1
C2	Chrysler 6Pin Male Converter	C3-C2
F1	Fiat 3Pin Male Adapter	C3-F1
F2	Ford 7Pin Male Adapter	C3-F2
F3	Ford 7Pin Male Converter	C3-F3
G1	GM 12Pin Male Adapter	C3-G1
G2	GM 12Pin Male Converter	C3-G2
H1	Honda 3Pin Male Adapter	C3-H1
H2	Honda 3Pin Male Converter	C3-H2
K1	Kia 20Pin Male Adapter	C3-K1
K2	Kia 20Pin Male Adapter	C3-K2
K3	Kia 20Pin Male Adapter	C3-K3
K4	Kia 20Pin Male Converter	C3-K4
M1	MB 38Pin Male Adapter	C3-M1
M2	Mitsubishi 12Pin Female Adapter	C3-M2
M3	MB 38Pin Male Converter	C3-M3
M4	Mitsubishi 12Pin Female Converter	C3-M4
M5	MB14Pin Male Converter	C3-M5
N1	Nissan 14Pin Male Adapter	C3-N1
N2	Nissan 14Pin Male Converter	C3-N2
O1	Opel 10Pin Male Adapter	C3-O1
O2	Opel 10Pin Male Convter	C3-O2
S1	Subaru 9Pin Male Conveter	C3-S1
T1	Toyota 17Pin Male Adapter	C3-T1
T2	Toyota (Semi-circle) 17Pin Male Adapter	C3-T2
T3	Toyota 17Pin Male Converter	C3-T3
T4	Toyota (Semi-circle) 17Pin Male Converter	C3-T4
X1	OBDII Breakout Box	C3-X1
X2	OBDII Breakout Box	C3-X2
...	Other Adapters	C3-...



CACTUS ELECTRONICS CO., LTD.

Add: 6 Floor, Xin'Hua Building, An'Hua Industrial Park, Bao'an 35 District, Shenzhen, China

Tel: 0086-755-2734 8805

Fax: 0086-755-8146 2346

E-mail: sales@cactus-electronics.com www.cactus-electronics.com